

English Prep Class Orientation Presentation



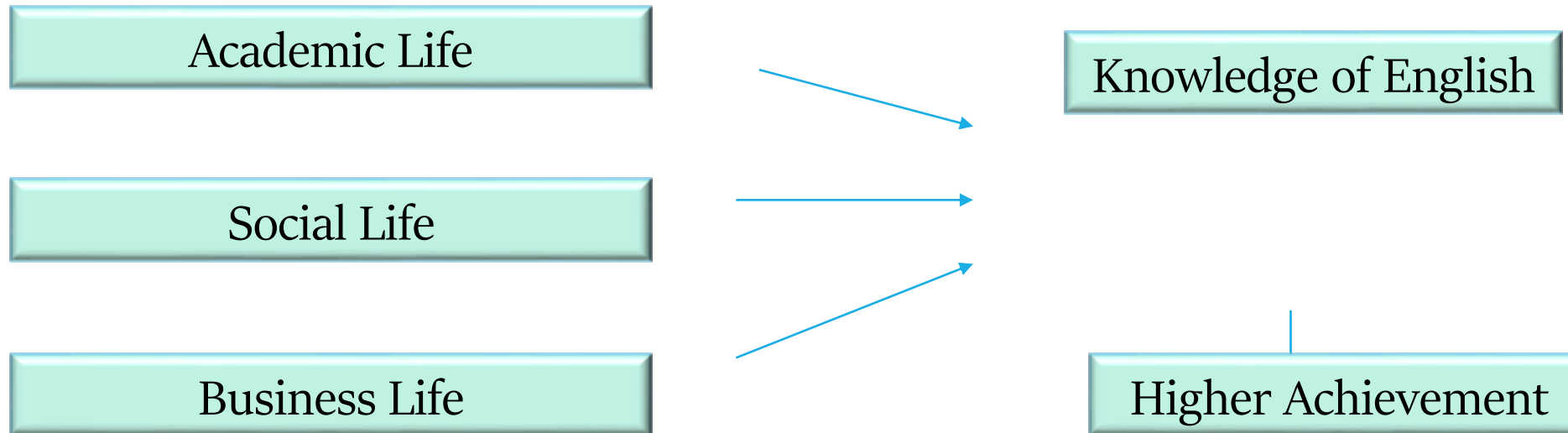
2023-2024 Academic Year



Welcome to the Prep Class!



English Prep Class – Why English?





Our Mission

- The Mission of Yaşar University's English Preparatory Class is to deliver high-quality English Language instruction to its students who are non-native speakers of the language.
- The Intensive English Program aims to furnish students with essential language skills to pursue their studies in their subsequent departments and/or programs as well as communicate effectively in their future social and professional lives.



CEA (Commission on English Language Accreditation)

- We are the FIRST PREP CLASS to be accredited for English Language Education.
- We were accredited for 2011 – 2016.
- We have been re-accredited for 2016 - 2026.

How does CEA accreditation benefit you?

- It enables you to receive an internationally standardized education.
- It guarantees quality.
- It ensures that your degrees and certificates are recognized.



Student Handbook

- Everything you need to know about Yaşar University School of Foreign Languages Preparation Class can be found here.
- Before consulting your Academic Advisor or the Prep Class Secretary (Mrs. Günseli Ergüney), please read the Student Handbook by visiting ydy.yasar.edu.tr/en/





Academic Advisor



- Every class has one academic advisor.
- The instructor you have the most IS classes with is your Academic Advisor.

On which matters may I consult my academic advisor?

- You may consult your academic advisor on any matter regarding your lessons and academic success.



Office Hour

- One office hour a week is reserved by each instructor for each subject.
- If there is a subject you did not understand during the lesson, you may contact the respective instructor and request an online office hour.
- Students cannot ask for an office hour for a lesson they did not attend.
- On our website (ydy.yasar.edu.tr/en/), you can find all the instructors' office hours.

Books

- You can find the book list and the website links to order books on ydy.yasar.edu.tr/en/
-



OBS

- OBS (Öğrenci Bilgi Sistemi), is an online info system where you can track your grades and attendance.
- obs.yasar.edu.tr



- To log into the system:

Student Number

Password

Sum of the Numbers

Student Number: *Student ID Number*

Password: *Foreign Number*



Levels

- Elementary
- Pre-intermediate
- Intermediate
- Upper-intermediate
- Advanced



Tracks



- Each track lasts 10 weeks.

- There are not any classes for 1 week between tracks. Final Retake exams will be held during these weeks.

*More information on Final Retake exam will be given in the 33rd slide.



Tracks

	1st TRACK (10 weeks)	2nd TRACK (10 weeks)	3rd TRACK (10 weeks)
Alpha	Elementary	Pre-Intermediate	Intermediate
Bravo	Pre-Intermediate	Intermediate	Upper-Intermediate
Delta	Intermediate	Upper-Intermediate	Advanced



Lessons per Week

	Elementary	Pre-intermediate	Intermediate	Upper-intermediate & Advanced
IS	16	16	10	8
Listening			4	8
Speaking			4	8
Reading	4	4	4	8
Writing	4	4	6	
IS Portfolio	2	2	2	2



Course Details

IS – Integrated Skills

- Grammar
- Vocabulary
- Listening
- Reading
- Speaking
- Writing



- Enriching your vocabulary
- Using vocabulary correctly
- Building sentences accurately
- Comprehending language through listening and reading, producing by writing and speaking



Course Details

Listening & Speaking

- Daily Language
- Listening and comprehension
- Role-play
- Delivering Presentations
- Debate

FORMATIVE ASSESSMENT:

Students are supposed to complete one task about one of the units covered in the class before the speaking quiz. They are not graded, but are of extreme importance for students' language development.



Course Details

Reading

- Vocabulary
- Reading Techniques
- Reading Literary Texts

EXTENSIVE READING:

Students are supposed to read at least two graded readers or any other outside reading material such as short stories, articles, blogs or news posts each track. There will be a task based on one of those materials which will be chosen by the reading instructor or students. The tasks are not graded, but are of extreme importance for students' language development.



Course Details

Writing

- Description
- Types of Paragraphs
- Graph Analysis
- Types of Essays

FORMATIVE ASSESSMENT:

Students are assigned one task for every target structure they learn per track. The tasks vary according to their levels. They are not graded but are of extreme importance for students' language development.



Course Details

IS Portfolio

- Students are expected to practise what they learn in IS lessons through an online system their books have. They should use 2 hours of allocated time shown in the weekly schedule for IS Portfolio practice.
- This online practice makes up students' total IS Portfolio mark. Students are also given a written assignment but it is not graded.
- Students can consult the instructor assigned to their class regarding their portfolio practice and work.



Course Hours

	MORNING	AFTERNOON
1st LESSON	08:30 – 09:20	13:45 – 14:35
BREAK	10 minutes	10 minutes
2nd LESSON	09:30 – 10:20	14:45 – 15:35
BREAK	15 minutes	15 minutes
3rd LESSON	10:35 – 11:25	15:50 – 16:40
BREAK	10 minutes	10 minutes
4th LESSON	11:35 – 12:25	16:50 – 17:40
BREAK	10 minutes	10 minutes
5th LESSON	12:35 – 13:25	17:50 – 18:40



2 hours of
IS Portfolio



Time and Punctuality

- Each lesson lasts **50** minutes and **attendance** is taken in all lessons.
- Students are **not allowed** to enter if they are late for class.
- Students are **not allowed** to enter without their class materials.
- Students are **not allowed** to enter if they are late for a Quiz.
- Students who are more than **10 minutes** late for a Mid-term and/or Final are **not allowed** to enter.
- FLAT exams begin with a Listening section which lasts **20 minutes**. Late-comers are not allowed to enter the exam until the listening section is complete. These students may enter up to **10 minutes** after the listening section is complete.



Absenteeism

	Absenteeism	Midterm/Final/FLAT	Quiz
Health Report	✗	😊	✗
Committee Medical Report	😊	😊	✗



When you do not attend classes, you do not fail; however...

- you forfeit some rights.
- you miss out on the English education you will need in your department.

53	Final Retake
80	FLAT (23-24.01.2024)
160	End-of-Year FLAT (24.06.2024)



Reregistration

- You need to reregister after the first semester of the year.
- Students who have not reregistered will not be allowed to enter the lessons.





Move up / Move down

If you believe the level you are in is either **too difficult** or **too easy**:

Move up to a higher level:

Until 04.10.2023 (Wednesday) end of the day:

- Appeal to the SoFL Directorate

Procedure:

- Approval of your Academic Advisor
- A written & oral exam
- Evaluation by the committee

Move down to a lower level:

Until 04.10.2023 (Wednesday) end of the day:

- Appeal to the SoFL Directorate

Procedure:

- Evaluation through feedback by your instructors

To be able to benefit from the '**Move up**' option you need to have taken **the Placement Test**.



Completing the Prep Class Programme Successfully

You have two options to complete the Prep Class Programme successfully:

1. With Track Averages
2. With Track Averages + End-of-year FLAT

Let's have a look at all the exams you are going to take throughout a track.



Assessment & Exams

- Quizzes
- Midterm
- Final
- IS Portfolio





Quizzes

- Listening 1
- Speaking 1

- Listening 2
- Speaking 2



- Quizzes account for 25% of the average.
- The percentage of each quiz is 6.25%.



IS Portfolio

- Homework you do through an online system for your Integrated Skills classes.

The «IS Portfolio Mark» accounts for 5% of the track average.

Original Book



System Code



IS Portfolio



The Mid-term Exam

- It contains Use of English, Writing and Reading sections.
- You are responsible for all topics covered in class until the Mid-term.

The «Mid-term Mark» accounts for 30% of the average.

- **Midterm Sample** will be shared a week before the mid-term exam.



Final

- It contains Use of English, Writing and Reading sections.
- You are responsible for all topics covered in class until the Final.

The «Final Mark» accounts for 40% of the average.

- **Final sample** will be shared a week before the final exam.



Track Evaluation

Exam	Percentage (%)
Final	40%
Mid-term	30%
Quizzes	25%
IS Portfolio	5%



Final Retake

- Your average has to be **at least 60** out of 100 points to pass a track successfully.
- If your average is between 55-59: **Final Retake**

Your absenteeism during the track cannot be more than 53 hours.

FINAL RETAKE

1 more final exam

The higher final exam mark will be taken into consideration.



Completing the Prep Class Programme Successfully

1. With Track Averages





1. Completing the Prep Class Programme Successfully through Track Average

- If you are in the level required for your department in the last track,
- If you have completed the last level with an average of a **minimum of 60 points**,
- If the average of all **three tracks** is at least as shown in the table:

You will be considered successful **without having to take the FLAT exam** and may pass to your departments.

*In this option, your absence rates will not be taken into consideration.

THE LEVEL YOU NEED TO COMPLETE SUCCESSFULLY	100 % AND 30% ENGLISH DEPARTMENTS	ENGLISH LANGUAGE AND LITERATURE & TRANSLATION AND INTERPRETATION DEPARTMENTS
	AVERAGE OF 3 TRACKS	
Intermediate	65	85
Upper-intermediate	60	80
Advanced	60	75




1. Completing the Prep Class Programme Successfully through Track Average

Pinar's grades:
(She's not a student of either English Lang. & Lit. Dep. or Translation and Interpretation)



Elementary: 68 points
Pre-intermediate: 63 points
Intermediate: 60 points
Average: 64



In this situation Pinar is going to try to complete the Prep Class Programme successfully through the 2nd option.

The average of 3 tracks must be at least 65.



Completing the Prep Class Programme Successfully

2. With Track Averages + End-of-year FLAT





FLAT – Foreign Language Achievement Test

- It's not an exam to 'pass' the Prep Class.
- It's also not an exam to 'skip' the Prep Class.



So... What is this exam?



FLAT – Foreign Language Achievement Test

It is an English proficiency test.

In other words, it measures if your English knowledge and skills are **sufficient** for your department.

Department	FLAT Pass Grade
100% & 30% English Departments	65
English Language and Literature & Translation and Interpretation Departments	85



FLAT Retake

- If you could not receive the minimum required grade of the FLAT (either 65 or 85 determined by different departments), but got close:

Department	FLAT Grade	Result
100% & 30% English Departments	60-64	FLAT Retake
English Language and Literature & Translation and Interpretation Departments	80-84	FLAT Retake



2. Completing the Prep Class Programme Successfully with Track Averages + End-of-year FLAT

1. You must not miss more than **160 hours** of lessons in one academic year,
2. You need to receive the **minimum mark required** for your department from the **end-of-year FLAT**, which is:
 - 30% & 100% English medium departments: **65 points**
 - English Language and Literature & Interpretation and Translation: **85 points**
3. Minimum department requirements of your **total score**:
 - 30% & 100% English medium departments: **65 points**
 - English Language and Literature & Interpretation and Translation: **85 points**

The average is calculated (see the table).

TRACK AVERAGES+ END-OF-YEAR FLAT				
1st TRACK	2nd TRACK	3rd TRACK	FLAT	TOTAL SCORE
20%	20%	20%	40%	65-85/100

2. Completing the Prep Class Programme Successfully with Track Averages + End-of-year FLAT

Pinar's grades:

Average: 64



The minimum score she
needs to get from the
FLAT:

66



Minimum score required
from the FLAT: (65) ✓



Total score: 65



Minimum total score required
for the department: (65) ✓



Student Activities



Cooking Contest



The Oscars



Buddy Up!




Student Activities

Student Activities of previous years

-
- Welcome Party
 - Cooking Contest
 - Quiz Night
 - Izmir University's Prep Class Quiz Challenge
 - Karaoke Party
 - Halloween Celebration
 - Scrabble Tournament
 - Prep Class Oscars
 - Short Story Race
 - A Trip to the Animal Shelter
 - A Visit to Picasso Exhibition
 - Creative Writing
 - Speaking Club
 - Movie Club
 - Writing Club
 - Reading Club
 - Speaking English in front of a crowd – Seminar
 - New Year's wishes video
 - Football Club
 - Drama Club
 - Bowling Night
 - Pet Talk (online)
 - Prep Class Quarantunes Activity
 - Let's Celebrate International Women's Day

Student Activities



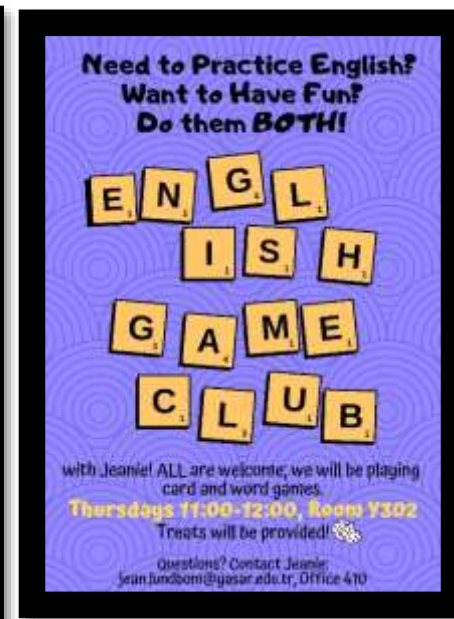
Bowling Night



Movie Night



Halloween Party



Game Club



Karaoke Night



Keep in Touch & Get Social!



[**ydy.yasar.edu.tr/en/**](https://ydy.yasar.edu.tr/en/)



Microsoft
Teams



@YasarUniSoFL



@yasarunisofl



@YasarUniversitySoFL



EAP & Modern Languages





EAP (English for Academic Purposes)

- When you start at your department, your English education will proceed with EAP (English for Academic Purposes) lessons.
 - EAP lessons are compulsory for all English medium departments.
- EAP lessons focus mainly on
 - Academic Reading and Writing
 - Academic Presentations
 - Speaking and Listening.



Modern Languages

The languages you can learn after you have passed to your departments:

- German
- Spanish
- Russian
- Portuguese
- French
- Italian

If you have any questions...



- You can find this presentation on ydy.yasar.edu.tr/en/.
- You can also read the student handbook on our website.
- You can consult your academic advisor.
- You can consult the Supervisors in room number 509.

Smoking on Campus

- Smoking is strictly forbidden on campus except for the smoking areas located at the **rear exteriors** of *Building Y* and *Building C*.

Questions from the Student Handbook

1. What are the procedures required to take the move up exam?
2. Who do you need to contact for attendance, health reports, formal student complaints and grade appeals?
3. Do you have the right to be late for exams?
 - Quizzes
 - Midterm / Final
 - FLAT



Have a great year!

